



Mr.D.Kinsella mentioned that if the lifter insert on the BS filing cabinets has not located correctly during the drawer assembly process they will tap the lifter insert backwards to locate correctly, and tap the joining metal ledge down flush with lifter insert which usually cures the snagging.


Slight gap between
Lifter Insert & Drawer
Body forming.



Mainly as the drawer is closed the
locking bar tag catch snag on the end of the
metal formed edge.



Tap
downwards.



To cure the snagging re-fit the Lifter
Insert by tapping back against the metal
form, and tap the end of the metal
formed edge down flush with the end of
the Lifter Insert.



We have adjusted the drawer assembly machine to fit the lifter inserts correctly, unfortunately some may still be assembled with a slight gap.

Please forward our apologies to your customer and assure them we are constantly monitoring this issue and making improvements to the process.